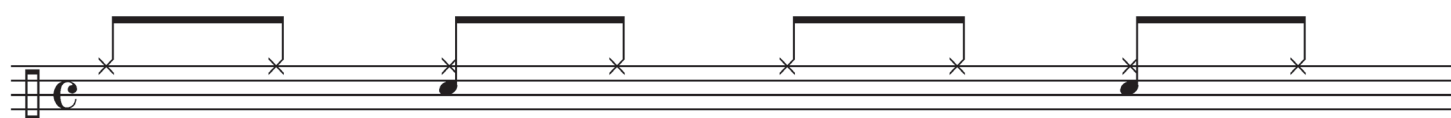



by Jimmy DeGrasso

Basic Hand Pattern (Hi-Hat and Snare)



Building the Beat



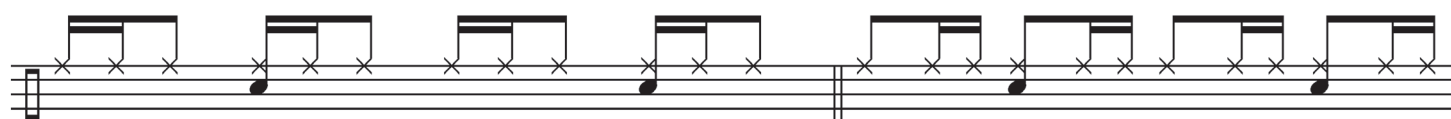
4

R L R L R L R L L R L R L R L Sim R L R L R L

Musical notation for Exercise 5. The first staff contains eighth notes with stems pointing up, grouped by beams. The second staff contains eighth notes with stems pointing down, also grouped by beams. There are rests indicated by 'x' marks above the first staff. Fingerings are indicated by numbers 1-3 below the second staff.

R L R L R L R L L R L R L R L R L R L R L R L R R L R L R L R L

Advanced Hand Pattern (Hi-Hat and Snare)



A close-up, side-profile shot of a male drummer with long, dark, wavy hair. He is wearing a dark, sleeveless shirt and is captured in the middle of playing a drum. The scene is bathed in a strong, warm red light, which creates a dramatic and intense atmosphere. In the background, several cymbals are visible, some of which are also illuminated by the red light. The overall composition focuses on the musician's movement and the vibrant stage lighting.

To learn more, please visit www.jimmydegrasso.com